

Ekka

EDUCATION

CURRICULUM ALIGNMENT & CLASSROOM RESOURCES

SCHOOL SCARECROW COMPETITION

Supported by Brunnings



FOUNDATION TO GRADE 6

COMPETITION OVERVIEW

The theme of School Scarecrow 2024 is Banjo Paterson, celebration of the 160th anniversary of his birth. Students can decide whether to portray the man himself or his most iconic characters, such as the swagman from Waltzing Matilda. It is encouraged that students delve into Paterson's poetry, and envision these archetypal characters which are evocative of traditional Australian rural life.

Paterson's depictions of epic adventures in the rugged Australian landscape convey the experiences of early Australians and demonstrate the hardship of the bush. His poetic works create cultural icons and celebrate Australian folklore, like Waltzing Matilda, which is often regarded as the unofficial national anthem. Within his famous bush ballads and stories, he was able to compose eternal characters that were fearless, hard-working, and resilient; the key attributes of the Australian spirit.

IMPORTANT DATES

Ekka Dates: Saturday 10 August - Sunday 18 August 2024

Competition Open: Tuesday 21 November, 2023

Entries Close: Friday 19 July, 2024

Judging Commences: Friday 9 August, 2024

Presentation: Saturday 10 August, 2024

IMPORTANT CONTACTS

Competition Enquiries

Mel McGrath | Competitions & Event Planner

mmcgrath@royalqueenslandshow.com.au

Education Content Enquiries

Kimmy Balmer | Entertainment & Education Coordinator

kbalmer@royalqueenslandshow.com.au

School & Group Bookings Enquiries

Syafiqah Raimee | Group Sales & Marketing Coordinator

sraimee@royalqueenslandshow.com.au

VERSION 8.4

Literature: Responding to Literature

Share feelings and thoughts about the events and characters in texts
([ACELT1783](#))

Literature: Creating Literature

Retell familiar literary texts through performance, use of illustrations and images ([ACELT1580](#))

Visual Arts

Use and experiment with different materials, techniques, technologies and processes to make artworks ([ACAVAM107](#))

Create and display artworks to communicate ideas to an audience
([ACAVAM108](#))

VERSION 9

Literature: Engaging with and Responding to Literature

Respond to stories and share feelings and thoughts about their events and characters ([AC9EFLE02](#))

Literature: Creating Literature

Retell and adapt familiar literary texts through play, performance, images or writing ([AC9EFLE05](#))

Visual Arts: Developing Practices and Skills

Use play, imagination, arts knowledge, processes and/or skills to discover possibilities and develop ideas ([AC9AVAFD01](#))

Visual Arts: Creating and Making

Create arts works that communicate ideas ([AC9AV AFC01](#))



*Creative & Critical
Thinking*



Literacy



*Personal &
Social Capability*



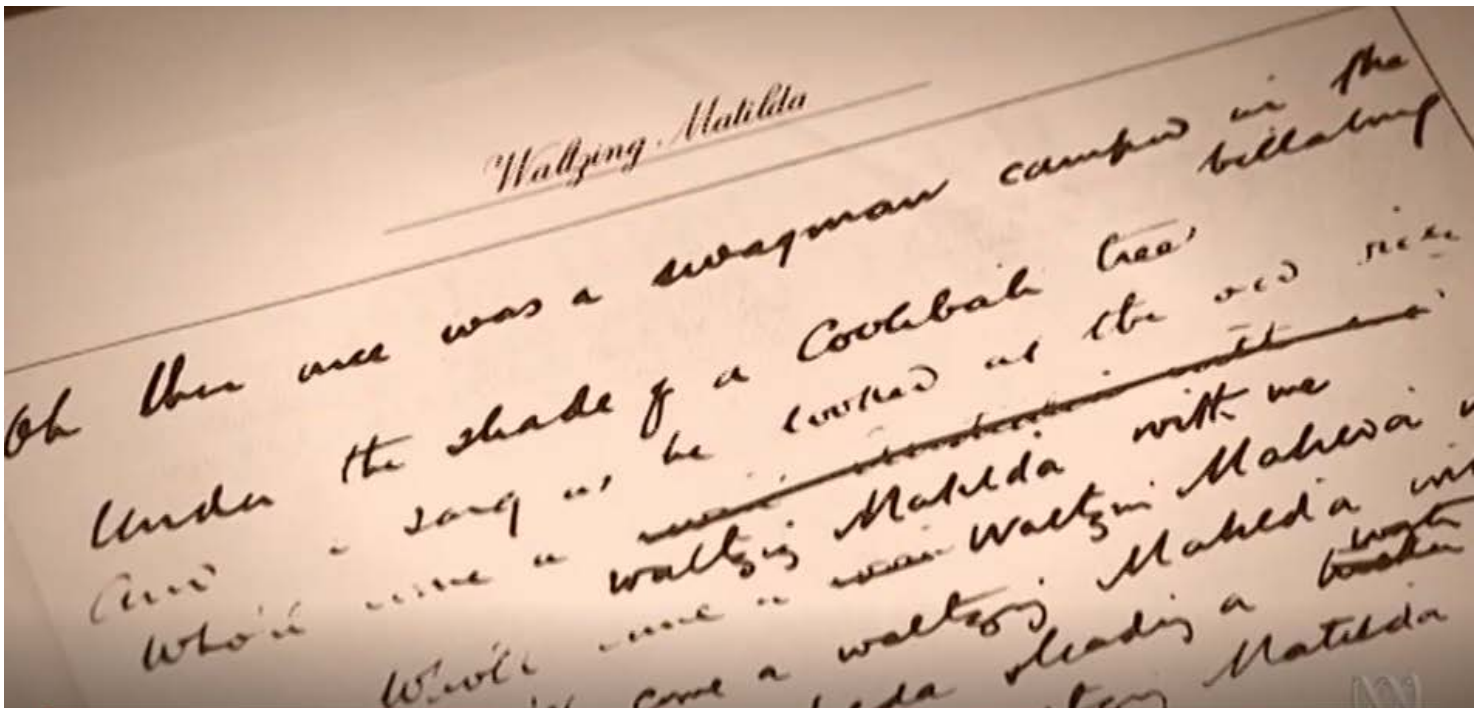
*Aboriginal & Torres
Strait Islander Histories
& Cultures*



CLASSROOM RESOURCES

Ekka - Literature Teaching Notes for 'Waltzing Matilda'

Students are encouraged to read or listen to 'Waltzing Matilda' with their class. You can watch the 'Waltzing Matilda' sing along online, or you can read the 'Waltzing Matilda' book by Banjo Paterson and Freya Blackwood if you have access to it. The following literature teaching notes highlight classroom activities for students of all ages and incorporate elements of English (Literature and Vocabulary), History, Agriculture, and Visual Arts. These activities include discussions, before and after, reading or listening to 'Waltzing Matilda' plus suggested individual, small group, and whole class opportunities for learning. Teachers are encouraged to utilise these literature teaching notes. This will help enhance student understanding of Banjo Paterson and his 'Waltzing Matilda' character, the swagman, to develop further creativity and inspiration for their School Scarecrow. <https://www.ekka.com.au/media/7522/2024-school-scarecrow-literature-teaching-notes-foundation-grade-6.pdf>



NSW Department of Education - Scarecrow Dancing

Students explore dance through scarecrow images and movements. They engage in creative play and create simple images. Through videos, drawings, and movement examples, students can investigate potential scarecrow designs and feel inspired to create their Ekka entry.

<https://sites.google.com/education.nsw.gov.au/tau-home-scarecrow-dancing>



VERSION 8.4

Literature: Responding to Literature

Discuss characters and events in a range of literary texts and share personal responses to these texts, making connections with students' own experiences ([ACELT1582](#))

Literature: Creating Literature

Recreate texts imaginatively using drawing, writing, performance and digital forms of communication ([ACELT1586](#))

Visual Arts

Use and experiment with different materials, techniques, technologies and processes to make artworks ([ACAVAM107](#))

Create and display artworks to communicate ideas to an audience ([ACAVAM108](#))

VERSION 9

Literature: Engaging with and Responding to Literature

Discuss literary texts and share responses by making connections with students' own experiences ([AC9E1LE02](#))

Literature: Creating Literature

Orally retell or adapt a familiar story using plot and characters, language features including vocabulary, and structure of a familiar text, through role-play, writing, drawing or digital tools ([AC9E1LE05](#))

Visual Arts: Developing Practices and Skills

Experiment and play with visual conventions, visual arts processes and materials ([AC9AVA2D01](#))

Visual Arts: Creating and Making

Use visual conventions, visual arts processes and materials to create artworks ([AC9AVA2C01](#))



*Creative & Critical
Thinking*



Literacy



*Personal &
Social Capability*



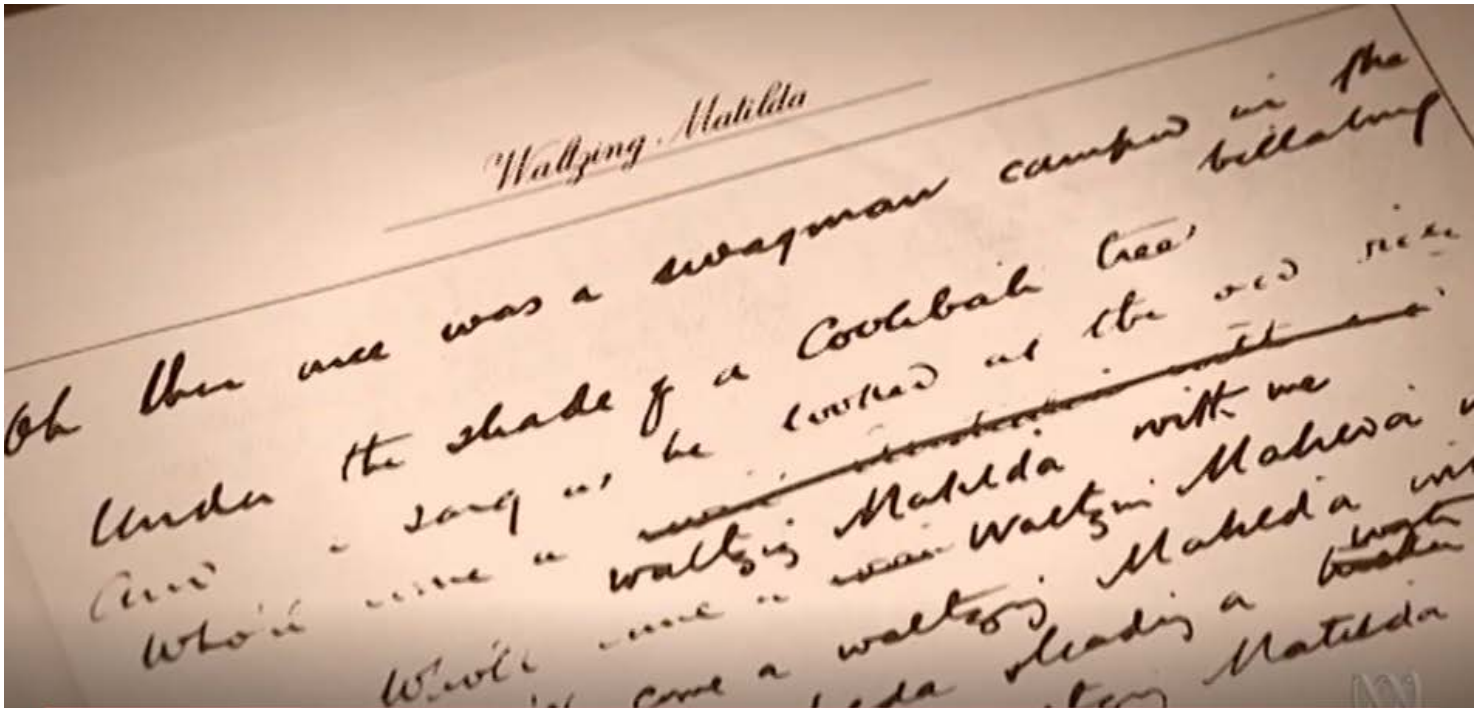
*Aboriginal & Torres
Strait Islander Histories
& Cultures*



CLASSROOM RESOURCES

Ekka - Literature Teaching Notes for 'Waltzing Matilda'

Students are encouraged to read or listen to 'Waltzing Matilda' with their class. You can watch the 'Waltzing Matilda' sing along online, or you can read the 'Waltzing Matilda' book by Banjo Paterson and Freya Blackwood if you have access to it. The following literature teaching notes highlight classroom activities for students of all ages and incorporate elements of English (Literature and Vocabulary), History, Agriculture, and Visual Arts. These activities include discussions, before and after, reading or listening to 'Waltzing Matilda' plus suggested individual, small group, and whole class opportunities for learning. Teachers are encouraged to utilise these literature teaching notes. This will help enhance student understanding of Banjo Paterson and his 'Waltzing Matilda' character, the swagman, to develop further creativity and inspiration for their School Scarecrow. <https://www.ekka.com.au/media/7522/2024-school-scarecrow-literature-teaching-notes-foundation-grade-6.pdf>



NSW Department of Education - Scarecrow Dancing

Students explore dance through scarecrow images and movements. They engage in creative play and create simple images. Through videos, drawings, and movement examples, students can investigate potential scarecrow designs and feel inspired to create their Ekka entry.

<https://sites.google.com/education.nsw.gov.au/tau-home-scarecrow-dancing>



VERSION 8.4

Literature: Responding to Literature

Compare opinions about characters, events and settings in and between texts ([ACELT1589](#))

Literature: Creating Literature

Create events and characters using different media that develop key events and characters from literary texts ([ACELT1593](#))

Visual Arts

Use and experiment with different materials, techniques, technologies and processes to make artworks ([ACAVAM107](#))

Create and display artworks to communicate ideas to an audience ([ACAVAM108](#))

VERSION 9

Literature: Engaging with and Responding to Literature

Identify features of literary texts, such as characters and settings, and give reasons for personal preferences ([AC9E2LE02](#))

Literature: Creating Literature

Create and edit literary texts by adapting structures and language features of familiar literary texts through drawing, writing, performance and digital tools ([AC9E2LE05](#))

Visual Arts: Developing Practices and Skills

Experiment and play with visual conventions, visual arts processes and materials ([AC9AVA2D01](#))

Visual Arts: Creating and Making

Use visual conventions, visual arts processes and materials to create artworks ([AC9AVA2C01](#))



*Creative & Critical
Thinking*



Literacy



*Personal &
Social Capability*



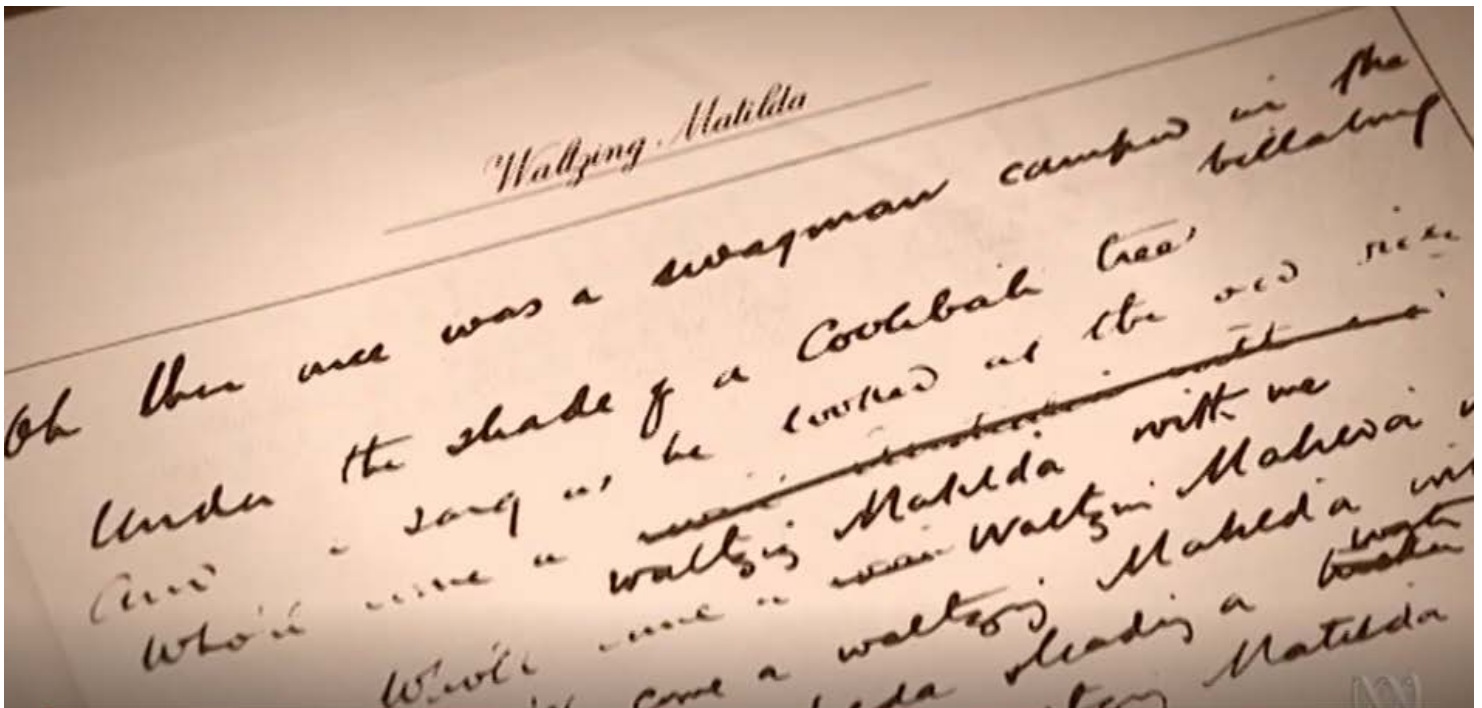
*Aboriginal & Torres
Strait Islander Histories
& Cultures*



CLASSROOM RESOURCES

Ekka - Literature Teaching Notes for 'Waltzing Matilda'

Students are encouraged to read or listen to 'Waltzing Matilda' with their class. You can watch the 'Waltzing Matilda' sing along online, or you can read the 'Waltzing Matilda' book by Banjo Paterson and Freya Blackwood if you have access to it. The following literature teaching notes highlight classroom activities for students of all ages and incorporate elements of English (Literature and Vocabulary), History, Agriculture, and Visual Arts. These activities include discussions, before and after, reading or listening to 'Waltzing Matilda' plus suggested individual, small group, and whole class opportunities for learning. Teachers are encouraged to utilise these literature teaching notes. This will help enhance student understanding of Banjo Paterson and his 'Waltzing Matilda' character, the swagman, to develop further creativity and inspiration for their School Scarecrow. <https://www.ekka.com.au/media/7522/2024-school-scarecrow-literature-teaching-notes-foundation-grade-6.pdf>



NSW Department of Education - Scarecrow Dancing

Students explore dance through scarecrow images and movements. They engage in creative play and create simple images. Through videos, drawings, and movement examples, students can investigate potential scarecrow designs and feel inspired to create their Ekka entry.

<https://sites.google.com/education.nsw.gov.au/tau-home-scarecrow-dancing>



VERSION 8.4

Literature: Responding to Literature

Draw connections between personal experiences and the worlds of texts, and share responses with others ([ACELT1596](#))

Literature: Creating Literature

Create imaginative texts based on characters, settings and events from students' own and other cultures using visual features, for example perspective, distance and angle ([ACELT1601](#))

Visual Arts

Use materials, techniques and processes to explore visual conventions when making artworks ([ACAVAM111](#))

Present artworks and describe how they have used visual conventions to represent their ideas ([ACAVAM112](#))

VERSION 9

Literature: Engaging with and Responding to Literature

Discuss connections between personal experiences and character experiences in literary texts and share personal preferences ([AC9E3LE02](#))

Literature: Creating Literature

Create and edit imaginative texts, using or adapting language features, characters, settings, plot structures and ideas encountered in literary texts ([AC9E3LE05](#))

Visual Arts: Developing Practices and Skills

Experiment with a range of ways to use visual conventions, visual arts processes and materials ([AC9AVA4D01](#))

Visual Arts: Creating and Making

Use visual conventions, visual arts processes and materials to create artworks that communicate ideas, perspectives and/or meaning ([AC9AVA4C01](#))



Creative & Critical Thinking



Literacy



Personal & Social Capability



Aboriginal & Torres Strait Islander Histories & Cultures



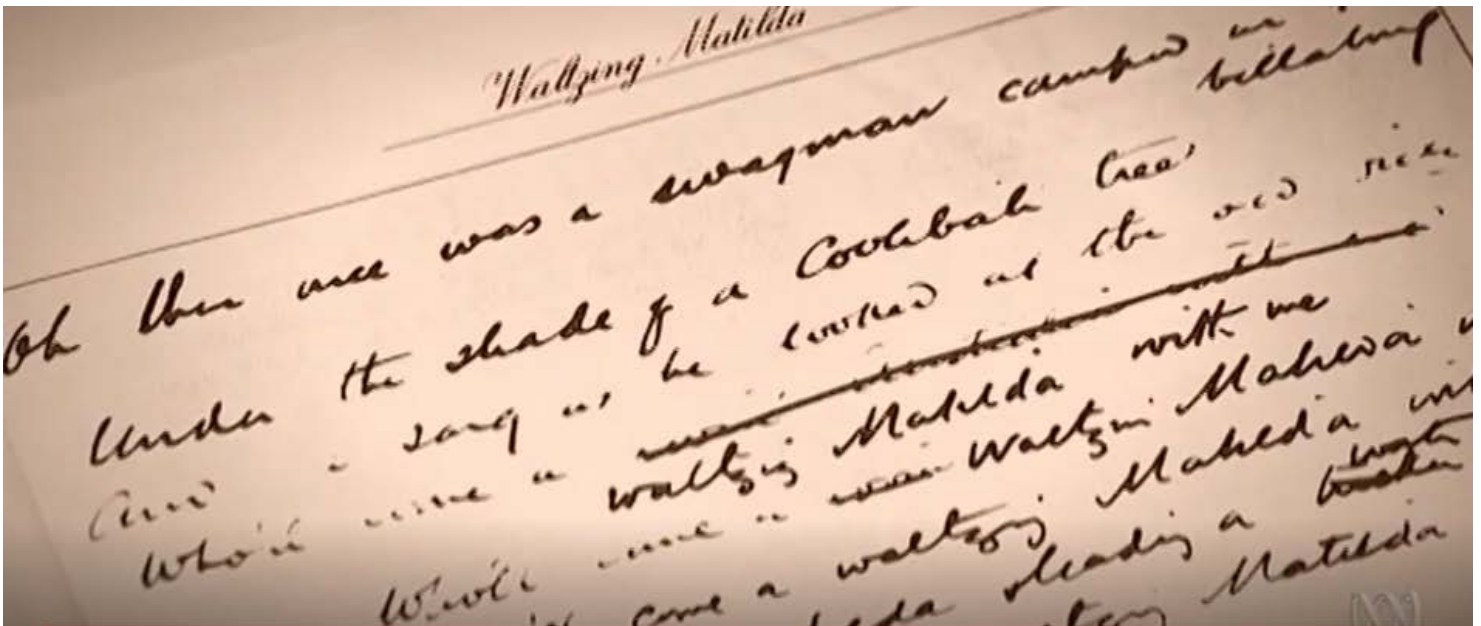
Intercultural Understanding



CLASSROOM RESOURCES

Ekka - Literature Teaching Notes for 'Waltzing Matilda'

Students are encouraged to read or listen to 'Waltzing Matilda' with their class. You can watch the 'Waltzing Matilda' sing along online, or you can read the 'Waltzing Matilda' book by Banjo Paterson and Freya Blackwood if you have access to it. The following literature teaching notes highlight classroom activities for students of all ages and incorporate elements of English (Literature and Vocabulary), History, Agriculture, and Visual Arts. These activities include discussions, before and after, reading or listening to 'Waltzing Matilda' plus suggested individual, small group, and whole class opportunities for learning. Teachers are encouraged to utilise these literature teaching notes. This will help enhance student understanding of Banjo Paterson and his 'Waltzing Matilda' character, the swagman, to develop further creativity and inspiration for their School Scarecrow. <https://www.ekka.com.au/media/7522/2024-school-scarecrow-literature-teaching-notes-foundation-grade-6.pdf>



QAGOMA - Memory, Place and Practice

Explore ideas of memory and place within the practice of Indigenous Queensland artists. Our theme of 'Waltzing Matilda' takes place at a billabong. According to the [Indigenous Knowledge Institute](https://www.ikn.gov.au/), billabong is a term that derives from the language of the Wiradjuri people in south western NSW. First Nations communities of Australia maintain a deep connection to, and responsibility for, Country/Place. They have holistic values and belief systems that are connected to the land, sea, sky and waterways, including the following artists and their works.

<https://learning.qagoma.qld.gov.au/wp-content/uploads/2020/07/Worksheet-Memory-Place-and-Practice.pdf>

QAGOMA
Learn



VERSION 8.4

Literature: Responding to Literature

Discuss literary experiences with others, sharing responses and expressing a point of view ([ACELT1603](#))

Literature: Creating Literature

Create literary texts that explore students' own experiences and imagining ([ACELT1607](#))

Visual Arts

Use materials, techniques and processes to explore visual conventions when making artworks ([ACAVAM111](#))

Present artworks and describe how they have used visual conventions to represent their ideas ([ACAVAM112](#))

VERSION 9

Literature: Engaging with and Responding to Literature

Describe the effects of text structures and language features in literary texts when responding to and sharing opinions ([AC9E4LE02](#))

Literature: Creating Literature

Create and edit literary texts by developing storylines, characters and settings ([AC9E4LE05](#))

Visual Arts: Developing Practices and Skills

Experiment with a range of ways to use visual conventions, visual arts processes and materials ([AC9AVA4D01](#))

Visual Arts: Creating and Making

Use visual conventions, visual arts processes and materials to create artworks that communicate ideas, perspectives and/or meaning ([AC9AVA4C01](#))



*Creative & Critical
Thinking*



Literacy



*Personal &
Social Capability*



*Aboriginal & Torres
Strait Islander Histories
& Cultures*



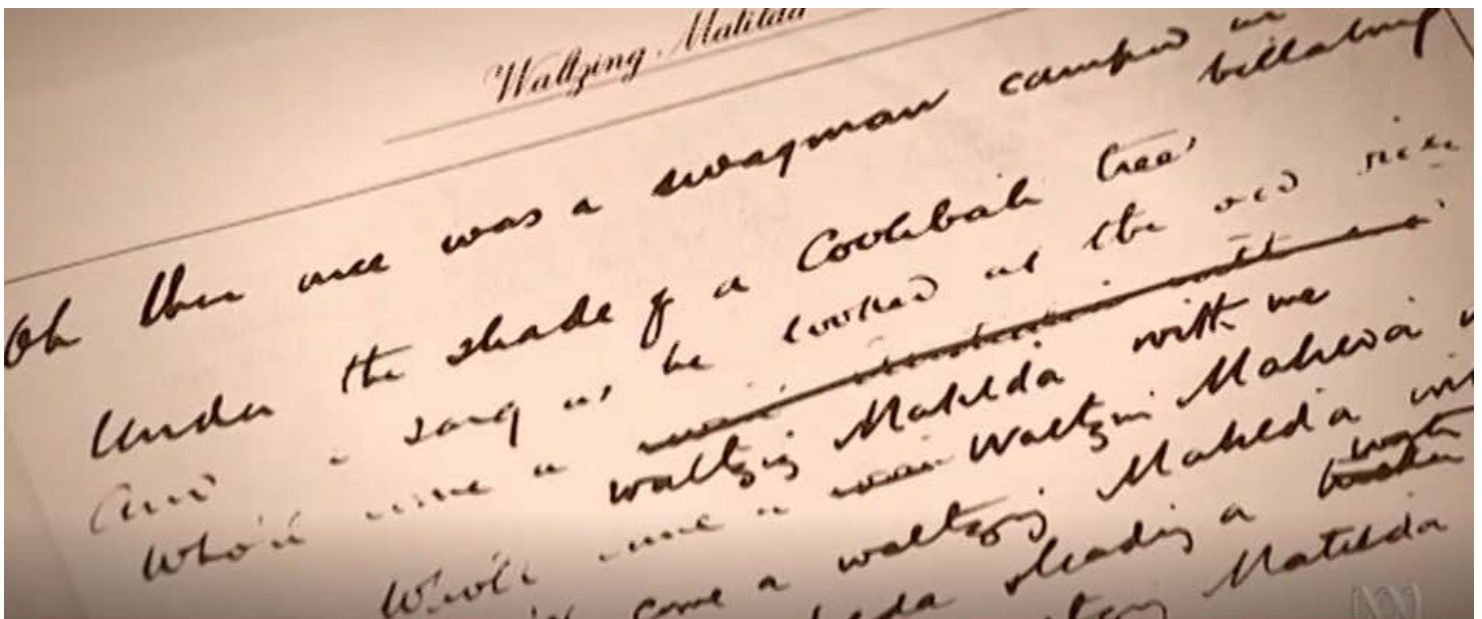
*Intercultural
Understanding*



CLASSROOM RESOURCES

Ekka - Literature Teaching Notes for 'Waltzing Matilda'

Students are encouraged to read or listen to 'Waltzing Matilda' with their class. You can watch the 'Waltzing Matilda' sing along online, or you can read the 'Waltzing Matilda' book by Banjo Paterson and Freya Blackwood if you have access to it. The following literature teaching notes highlight classroom activities for students of all ages and incorporate elements of English (Literature and Vocabulary), History, Agriculture, and Visual Arts. These activities include discussions, before and after, reading or listening to 'Waltzing Matilda' plus suggested individual, small group, and whole class opportunities for learning. Teachers are encouraged to utilise these literature teaching notes. This will help enhance student understanding of Banjo Paterson and his 'Waltzing Matilda' character, the swagman, to develop further creativity and inspiration for their School Scarecrow. <https://www.ekka.com.au/media/7522/2024-school-scarecrow-literature-teaching-notes-foundation-grade-6.pdf>



QAGOMA - Memory, Place and Practice

Explore ideas of memory and place within the practice of Indigenous Queensland artists. Our theme of 'Waltzing Matilda' takes place at a billabong. According to the [Indigenous Knowledge Institute](https://www.ikinsite.org.au/), billabong is a term that derives from the language of the Wiradjuri people in south western NSW. First Nations communities of Australia maintain a deep connection to, and responsibility for, Country/Place. They have holistic values and belief systems that are connected to the land, sea, sky and waterways, including the following artists and their works.

<https://learning.qagoma.qld.gov.au/wp-content/uploads/2020/07/Worksheet-Memory-Place-and-Practice.pdf>

QAGOMA
Learn



VERSION 8.4

Literature: Responding to Literature

Present a point of view about particular literary texts using appropriate metalanguage, and reflecting on the viewpoints of others ([ACELT1609](#))

Literature: Creating Literature

Create literary texts that experiment with structures, ideas and stylistic features of selected authors ([ACELT1798](#))

Visual Arts

Develop and apply techniques and processes when making their artworks ([ACAVAM115](#))



*Creative & Critical
Thinking*



Literacy



*Personal &
Social Capability*



*Aboriginal & Torres
Strait Islander Histories
& Cultures*

VERSION 9

Literature: Engaging with and Responding to Literature

Present an opinion on a literary text using specific terms about literary devices, text structures and language features, and reflect on the viewpoints of others ([AC9E5LE02](#))

Literature: Creating Literature

Create and edit literary texts, experimenting with figurative language, storylines, characters and settings from texts students have experienced ([AC9E5LE05](#))

Visual Arts: Developing Practices and Skills

Experiment with, document and reflect on ways to use a range of visual conventions, visual arts processes, and materials ([AC9AVA6D01](#))

Visual Arts: Creating and Making

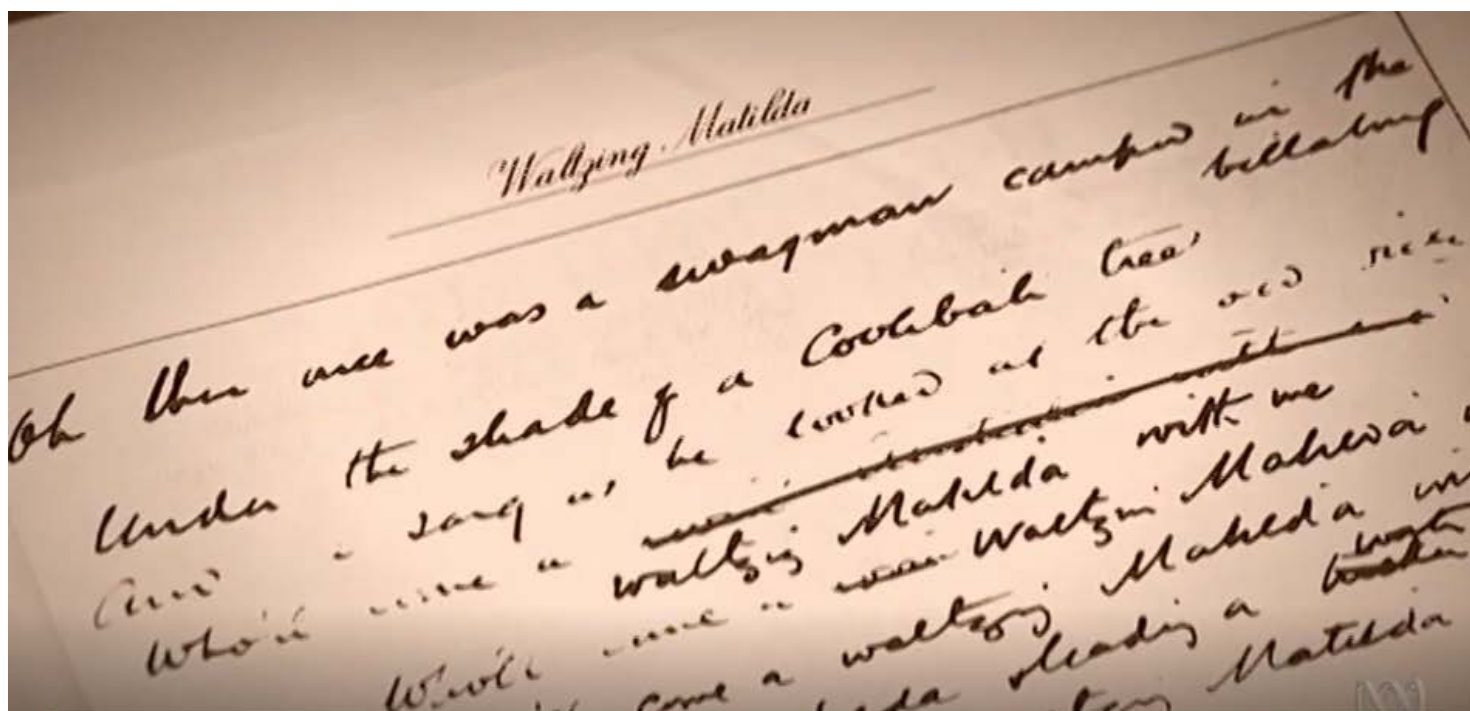
Use visual conventions, visual arts processes and materials to plan and create artworks that communicate ideas, perspectives and/or meaning ([AC9AVA6C01](#))



CLASSROOM RESOURCES

Ekka - Literature Teaching Notes for 'Waltzing Matilda'

Students are encouraged to read or listen to 'Waltzing Matilda' with their class. You can watch the 'Waltzing Matilda' sing along online, or you can read the 'Waltzing Matilda' book by Banjo Paterson and Freya Blackwood if you have access to it. The following literature teaching notes highlight classroom activities for students of all ages and incorporate elements of English (Literature and Vocabulary), History, Agriculture, and Visual Arts. These activities include discussions, before and after, reading or listening to 'Waltzing Matilda' plus suggested individual, small group, and whole class opportunities for learning. Teachers are encouraged to utilise these literature teaching notes. This will help enhance student understanding of Banjo Paterson and his 'Waltzing Matilda' character, the swagman, to develop further creativity and inspiration for their School Scarecrow. <https://www.ekka.com.au/media/7522/2024-school-scarecrow-literature-teaching-notes-foundation-grade-6.pdf>



NSW Department of Education - Brushing Up on Animals

Students discover techniques for drawing animals and painting an artwork. Through videos, drawings, and inspiration art, students can investigate the variety of skills required to draw, paint and create different animals in literature. 'Waltzing Matilda' can also be examined for its descriptions and illustrations of the jumbuck and horses around the billabong.

<https://sites.google.com/education.nsw.gov.au/tau-cc-brushing-up-on-animals>



VERSION 8.4

Literature: Responding to Literature

Identify and explain how choices in language, for example modality, emphasis, repetition and metaphor, influence personal response to different texts ([ACELT1615](#))

Literature: Creating Literature

Experiment with text structures and language features and their effects in creating literary texts, for example, using imagery, sentence variation, metaphor and word choice ([ACELT1800](#))

Visual Arts

Develop and apply techniques and processes when making their artworks ([ACAAM115](#))

VERSION 9

Literature: Engaging with and Responding to Literature

Identify similarities and differences in literary texts on similar topics, themes or plots ([AC9E6LE02](#))

Literature: Creating Literature

Create and edit literary texts that adapt plot structure, characters, settings and/or ideas from texts students have experienced, and experiment with literary devices ([AC9E6LE05](#))

Visual Arts: Developing Practices and Skills

Experiment with, document and reflect on ways to use a range of visual conventions, visual arts processes, and materials ([AC9AVA6D01](#))

Visual Arts: Creating and Making

Use visual conventions, visual arts processes and materials to plan and create artworks that communicate ideas, perspectives and/or meaning ([AC9AVA6C01](#))



*Creative & Critical
Thinking*



Literacy



*Personal &
Social Capability*



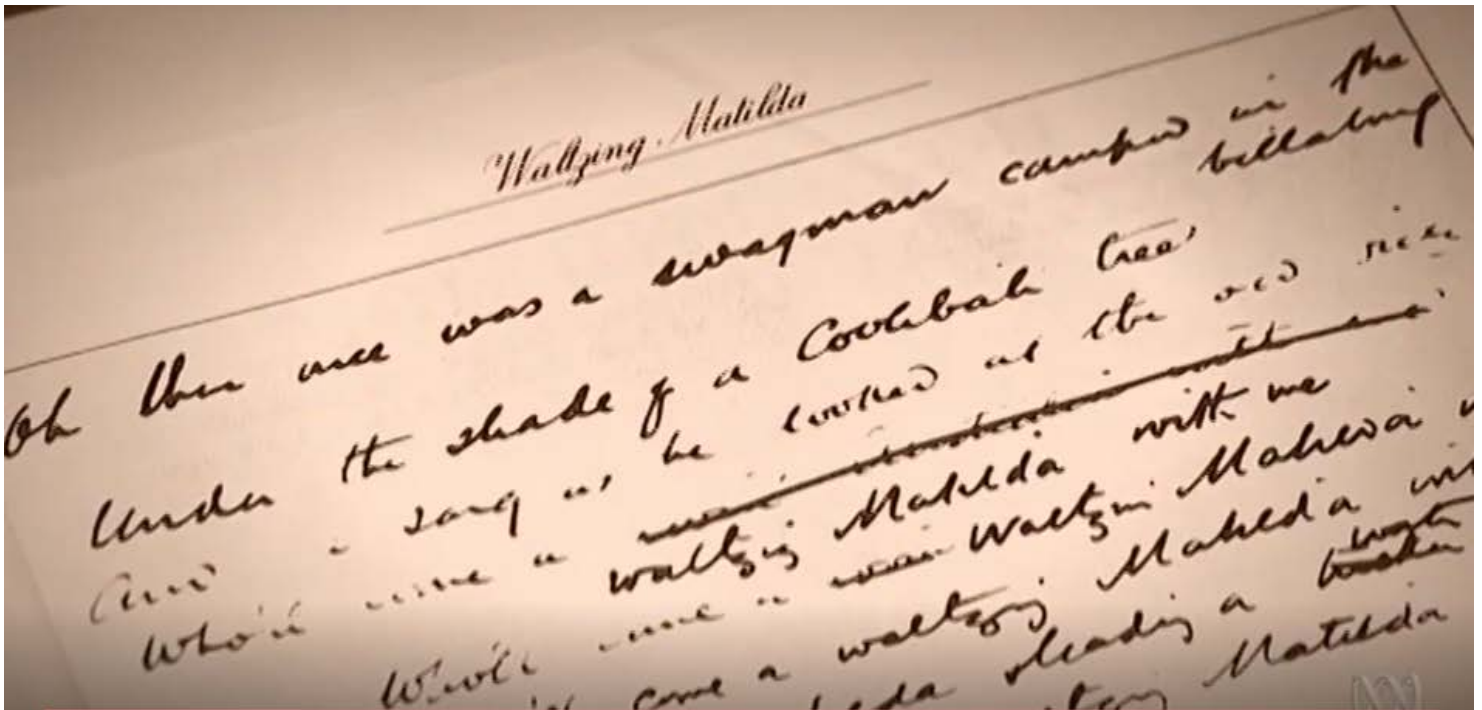
*Aboriginal & Torres
Strait Islander Histories
& Cultures*



CLASSROOM RESOURCES

Ekka - Literature Teaching Notes for 'Waltzing Matilda'

Students are encouraged to read or listen to 'Waltzing Matilda' with their class. You can watch the 'Waltzing Matilda' sing along online, or you can read the 'Waltzing Matilda' book by Banjo Paterson and Freya Blackwood if you have access to it. The following literature teaching notes highlight classroom activities for students of all ages and incorporate elements of English (Literature and Vocabulary), History, Agriculture, and Visual Arts. These activities include discussions, before and after, reading or listening to 'Waltzing Matilda' plus suggested individual, small group, and whole class opportunities for learning. Teachers are encouraged to utilise these literature teaching notes. This will help enhance student understanding of Banjo Paterson and his 'Waltzing Matilda' character, the swagman, to develop further creativity and inspiration for their School Scarecrow. <https://www.ekka.com.au/media/7522/2024-school-scarecrow-literature-teaching-notes-foundation-grade-6.pdf>



NSW Department of Education - Brushing Up on Animals

Students discover techniques for drawing animals and painting an artwork. Through videos, drawings, and inspiration art, students can investigate the variety of skills required to draw, paint and create different animals in literature. 'Waltzing Matilda' can also be examined for its descriptions and illustrations of the jumbuck and horses around the billabong.

<https://sites.google.com/education.nsw.gov.au/tau-cc-brushing-up-on-animals>



Ekka

EDUCATION

www.ekka.com.au